

THE ART OF **CREATING INNOVATIVE LEARNING ENVIRONMENTS**



CLASSWALL PROVIDES INNOVATIVE SOLUTIONS TO THE EVOLVING NEEDS OF MODERN CLASSROOM ENVIRONMENTS.

These modular systems add an air of New Zealand made quality to your classroom or workplace.

CLASSWALL CABINET SLIDERS & TEACHING STATIONS

Developed in response to client requests, we offer a full range of modular cabinet systems which allows you to choose the best solution for your needs. The flexibility and fully interchangeable nature of our modular systems helps to future proof your classrooms and get the most out of the changing environment within the education system.

MOVABLE WALLS

Here is a simple, cost-effective and efficient way to convert one classroom into two or turn two classrooms into one.

MOBILE SHELVING SYSTEMS

Maximise space in your resource room. The ClassWall mobile shelving system is ideal for compact storage areas and offers you a choice of three options:

- **Steel** – both manual and mechanical.
- **Timber** – high quality New Zealand sourced product, which can be selected to match the rest of your interior decor.
- **Melteca** – finished in your choice of colour.

ACOUSTICS

ClassWall covers all your acoustic requirements, from wall coverings to artistic 3D tiles.

CUSTOM CABINETRY

Our New Zealand based factory is able to produce any custom built cabinetry. This is frequently used in the education sector and caters for everything from science labs to lockers.

Please note that our range is continually evolving to meet the needs of the market. Refer to www.classwall.co.nz for our latest designs and ideas.

Talk to us about your needs. Our solutions-based team are ready to listen to your thoughts and ideas. We are here to help, that's what makes the difference.

THE ENVIRONMENT

ClassWall is a New Zealand owned company that supports sustainability and caring for the environment.

All cabinets are manufactured from managed renewable timber resources that have originated from New Zealand's own forests, and extensive recycling processes are in place.

EO grade rated melamine (low formaldehyde) is available for most of the ClassWall range, and is manufactured for you here in New Zealand.

BUILT TO SURVIVE

All ClassWall surfaces are constructed using an LPL surface on both sides. LPL is scratch resistant and seals the board from moisture. Solid PVC is hot bonded to all edges giving high strength protection for years to come.



IN-BUILT MODULAR CABINET SLIDER

ADAPTABILITY & STYLE

Enjoy the benefit of a complete system that has been designed around your unique needs, whilst retaining the efficiency of modularity.

You can choose from a range of sizes, colour combinations and layouts to suit your classroom.

Features

- 100% New Zealand made.
- Modular system, to ensure a flexible and future-proofed design should you decide a change is needed.
- Can be supplied CKD to save freight cost and minimise the risk of damage occurring.
- Cam-lock construction for fast and easy installation.
- Adjustable shelves.
- Lockable whiteboard.
- Wide range of colours and sizes.
- Seismically restrained.
- Unique anti slam protection.

Specifications

- Steel sided drawers in easy clean white powder coat finish.
- Satin chrome handles with safe edge design.
- Removable kick panels for access to cable space.
- 100mm adjustable concealed feet for accurate leveling.
- Solid back for torsional stability.
- Melteca LPL surfaces with solid PVC edging.
- 25mm tops & shelves.

Options

- Choice of handles.
- All Melteca colours.
- Cable management solutions.
- Lockable cupboards.
- Mountings for television screens/projectors.
- Twin layer whiteboards [to double writing surface area].
- Primary school option [600mm high base units].
- Slimline option [470mm deep base units and white board].
- Extra high version [2200mm total] often used in secondary schools, as this optimises the visibility of the writing surface from the rear of the classroom.



A choice of sizes to suit any classroom



Safe and secure



Unique anti-slam protection

MODULAR JUNIOR TEACHING

ADAPTABILITY & STYLE

Developed for the Innovative Learning Environment (ILE) areas for the juniors. This modular teaching station has it all, whiteboard, storage, and mobility.



Features

- Completely made in New Zealand.
- Lockable whiteboard with counter balance system for safe use.
- Cam-Lock construction for strong durable cabinets.
- Adjustable shelves.

Specifications

- Satin chrome handles.
- Solid back for torsional stability.
- Melteca surfaces, with solid PVC edging.
- H 1200mm, W 1800mm, D 600mm

Options

- Choice of handles.
- All Melteca colours.
- Available as a fixed unit (non-mobile).

SERENITY ACOUSTIC WALL LININGS

CREATE A QUIETER ENVIRONMENT IN THE CLASSROOM

ClassWall acoustic wall linings are ideal for staff areas and lunchrooms too.

Features

- Pinnable.
- Large colour range.
- Market leading acoustic rating (up to 0.89 NRC).

Fire Ratings

- Extensive Fire testing has been performed. This includes Retardant Standards, US ASTM-084 A level, and the EN 3501-1 testing requirements.

Environmental Certificates

Here at ClassWall we are committed to keeping the environment healthy and sustainable. This is proven through the certificates gained:


- ISO 14001.
- Oeko-Tex Standard 100.

Processes

- ClassWall Acoustic paneling also complies with the quality processes and best practice certificate.
- ISO 9001.
- ClassWall Acoustic paneling is made of 65% recycled material and can be recycled again after use.

Acoustic Absorption

- ClassWall Acoustic paneling has attained a Noise Reduction Co-efficient (NRC) of up to 0.89.



A Wide Range to Choose From






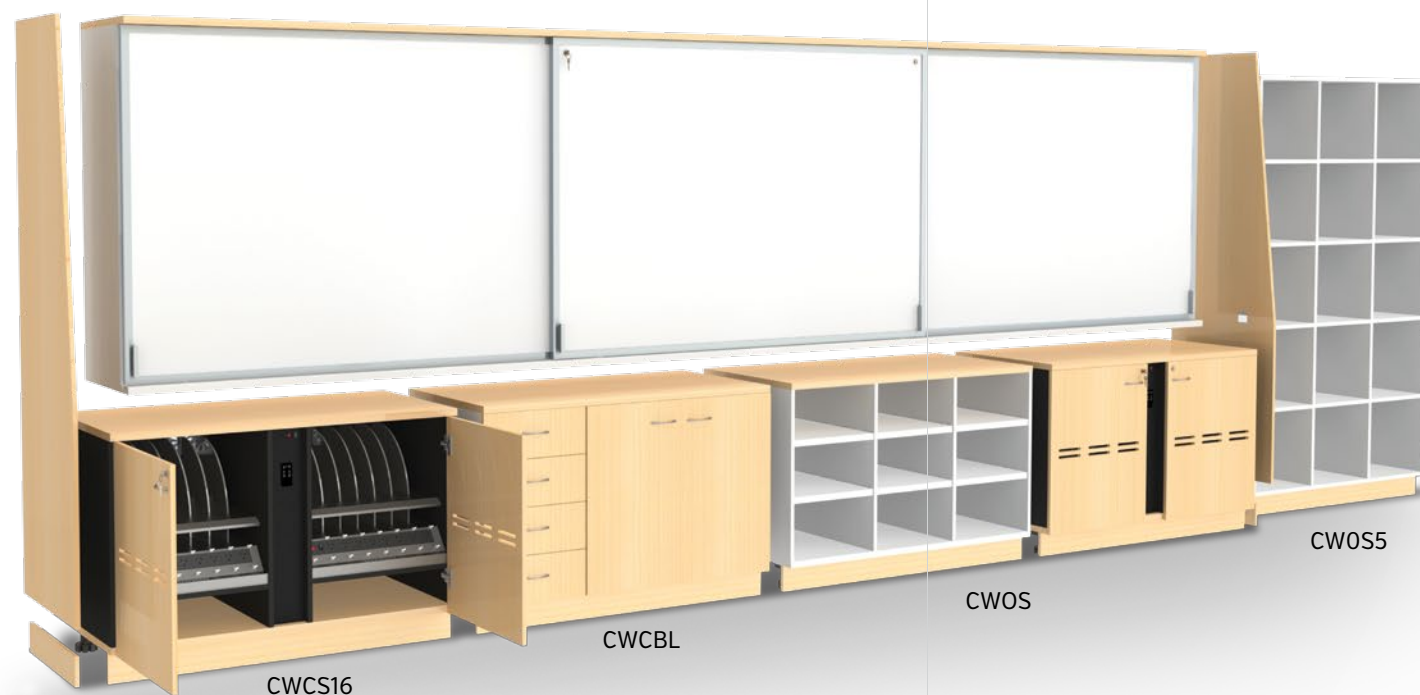
End Finish Panel

Each ClassWall unit has two end finish panels. These tidy up the look and finish of the sides of the whiteboard and cabinets, to create a professional and practical storage unit. The lower 100mm (toe kick) is separate and allows for scribing to the skirtings for a perfect finish.

Size

H = 2000mm
W = 600mm
D = 16mm

CWEFP



Tall Cubbyhole Bag Storage Unit

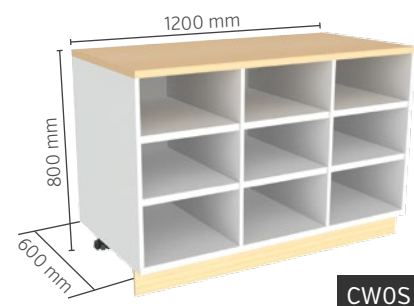
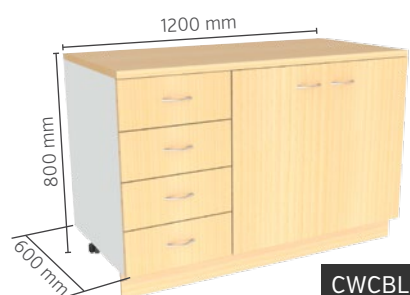
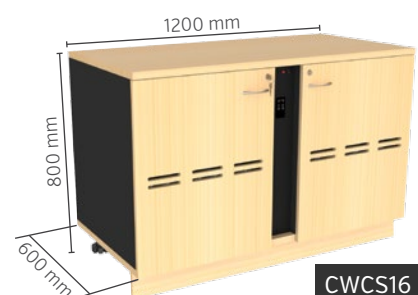
Easy access cubby with the option of all shelf heights being adjustable, this is perfect for storing baggage and other classroom items.

15 cubby adjustable baggage+ storage.

Size

H = 2000mm
W = 1200mm
D = 400mm

ADAPTABILITY AND STYLE FROM PRIMARY TO UNIVERSITY



Two Bay Charging Station

Store and recharge your laptops and tablets. With optional USB charging ports, this 16 device charging unit comes with locks and ventilation.

Size

H = 800mm
W = 1200mm
D = 600mm

Options

- Two modules can be combined to increase charging capacity to 32 devices

Four Drawer/Cupboard Combo

Ideal for keeping your teaching aids out of sight, yet organised and accessible.

4 drawers with double opening cupboards.

Size

H = 800mm
W = 1200mm
D = 600mm

Options

- Door locks
- Drawer locks

Cubbyhole Storage Unit

Easy access module for storage of all types. Shelf height is adjustable.

9 adjustable cubby spaces.

Size

H = 800mm
W = 1200mm
D = 600mm

Options


- Sliding plastic tote bins



Size H = 1200mm W = 2400mm D = 470mm



Size H = 1200mm W = 3600mm D = 470mm



TV Optimised Sliding Whiteboard Unit

All ClassWall Sliding Whiteboards have the option of a non-shelved area, providing a secure place for a mounted TV screen.

Pull forward mechanisms are available for touch screens.




Size H = 1200mm W = 4800mm D = 470mm

Sliding Whiteboards

Store your essentials close at hand. The whiteboard storage units combine usability with practicality to create the focal point of which the ClassWall units are built around. These purpose designed whiteboards easily glide from side to side, revealing a large storage cavity behind. This storage area has adjustable height shelves, and the ability to house large TV screens.

Locks come as standard and unique anti slam protection systems are built into both ends to avoid malicious damage to your ClassWall unit.



Tower Finish Cabinet

Great for storing taller items such as cleaning supplies etc.

Size

H = 2000mm
W = 400mm
D = 600mm

Options

- Wardrobe rails
- Door locks

ADAPTABILITY AND STYLE

FROM PRIMARY TO UNIVERSITY



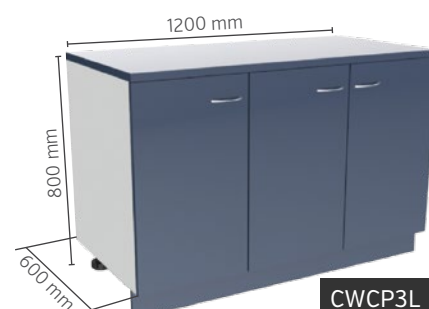
CWPBH

Projector Bulkhead Mount

Optimise your ClassWall to include a projector. The Bulkhead for Projector Mounting allows for a more dynamic and receptive teaching method that caters to all types of learning style.

Size

H = 150mm
W = 1800mm
D = 470mm



CWCP3L

Three Cupboard Unit

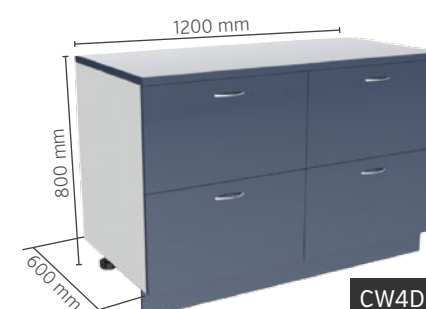
Ideal for keeping your teaching aids out of sight, yet organised and accessible.

Size

H = 800mm
W = 1200mm
D = 600mm

Options

- Lockable



CW4D

Four Drawer Unit

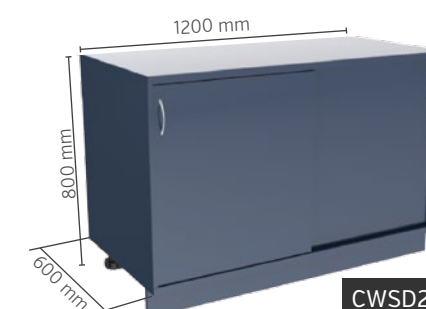
Aptly designed to keep your teaching aids tidy and easy to find.

Size

H = 800mm
W = 1200mm
D = 600mm

Options

- Drawer locks



CWSD2

Sliding Door Unit

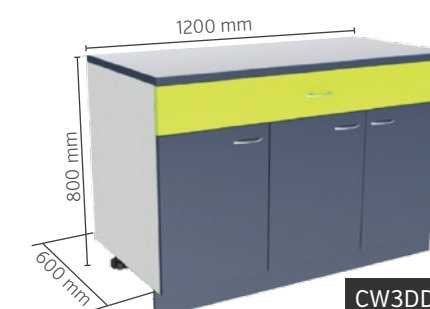
Ideal for storage of larger items while in confined spaces.

Size

H = 800mm
W = 1200mm
D = 600mm

Options

- Door locks



CW3DD

Three Cupboard/Drawer Unit

Ideal for storing larger items along with items that need to be within easy reach.

Accented colour drawer optional.

Size

H = 800mm
W = 1200mm
D = 600mm

Options

- Door locks
- Drawer locks

CHARGING STATIONS

CWDU




In line with ClassWall's focus on future-proofed design culture, we offer a complete and unique charging system that caters for a mixture of devices and charging methods.

As teaching methods evolve, so do the devices. ClassWall charging stations are designed to house and charge both smaller USB charged devices and larger laptops, within the same system. In addition to this, they have the option of separate and detachable, pre-charged power banks that can be used wherever the student is using the device.

Any number of CWCS16's can be used together taking the capacity from 16 to 32 or more if needed.

This system is produced in New Zealand and all customised enquires are welcome.

Safety system options include fan forced air circulation and sequential bay charging for electrical overload.



CWCS32 Specifications

Size

H = 1275mm
W = 1200mm
D = 600mm

Features

- 32 bays to suit both laptops and tablets.
- Lockable.
- Inbuilt safety features for electrical overload and overheating.

Options

- Back up personal power banks to prevent mid lesson power outages.
- Extra top mount power and USB sockets.
- One USB charging port per device to complement the existing power outlets.

CWCS16 Specifications

Size

H = 800mm
W = 1200mm
D = 600mm

Features

- 16 bays to suit both laptops and tablets.
- Lockable.
- Inbuilt safety features to prevent electrical overload and overheating.

Options

- Back up personal power banks to prevent mid lesson power outages.
- Extra top mount power and USB sockets.
- One USB charging port per device to complement the existing power outlets.

LOCKERS

ENHANCE THE APPEARANCE OF YOUR LOCKER ROOM

ClassWall lockers add prestige to any environment and are available in a wide range of colours, materials and finishes.

Units can be custom built to your exact requirements.

All units can be ventilated through the back. A variety of lock options are available, along with USB charging for phones and other small devices.



Practical and presentable



MOBILE SHELVING

MAXIMISE YOUR STORAGE SPACE

Keep files close at hand for easy retrieval without cluttering your workspace.

These units are available as manual or mechanically operated options and can be customised to suit your space.





OPERABLE WALLS

DIVIDING SPACE

Multi-function movable partitions are ideal for flexibility in big open spaces such as halls, multifunction rooms and conference rooms, or to divide a larger classroom into two.

Incorporate your choice of surface options to make your space truly versatile.



Features

- Strong aluminium structure.
- Easy clean.
- Smooth quiet running.
- Noise reduction features throughout.
- Multiple parking options.

Visit www.classwall.co.nz for details.

Surface options

- High pressure laminates.
- Painted.
- Acoustic and velcro compatible composite.
- Whiteboard.
- Projector compatible.
- Glass.



Specifications

- Height: up to 5000mm.
- Length: no limit.
- Up to .52 [STC] Sound Transmission Co-efficient.



CUSTOM CABINETRY

Talk to our team about designing cabinetry that suits your requirements.



MELTECA COLOUR RANGE

ACCENT RANGE



Memphis Blue



Provence Blue



Caribbean



Memphis Green



Juicy



Energise



Raspberry



Memphis Red




Sunflower

MELTECA BOARD


This versatile pre-decorated panel has a durable melamine surface on both sides. It's the perfect choice for cupboards, drawers, shelving, furniture, and vertical applications. Durable PVC edging is available in matching colours to create a consistent visual look.

Visit www.classwall.co.nz to see the Melteca availability guide for colour finish options.


STANDARD RANGE




Snowdrift



Warm White




Mist



Seal Gray



Gentle Beige



Antique Wiluna White



Bliss Shitake



Silver Strata



Rock Salt



Dansk Maple




Oyster Linea



Oyster



Refined Oak



Spring Maple




Golden Beach



NZ Tawa



Zincworks



Brushed Silver



Velveteen




Dark Oak



Bliss Cinder



Storm



Black



ClassWall

MODULAR SYSTEMS

7 Doncaster St, Airport Oaks, Auckland, New Zealand

Telephone: +64 9 255 0045

Fax: +64 9 257 2452

Email: info@classwall.co.nz

